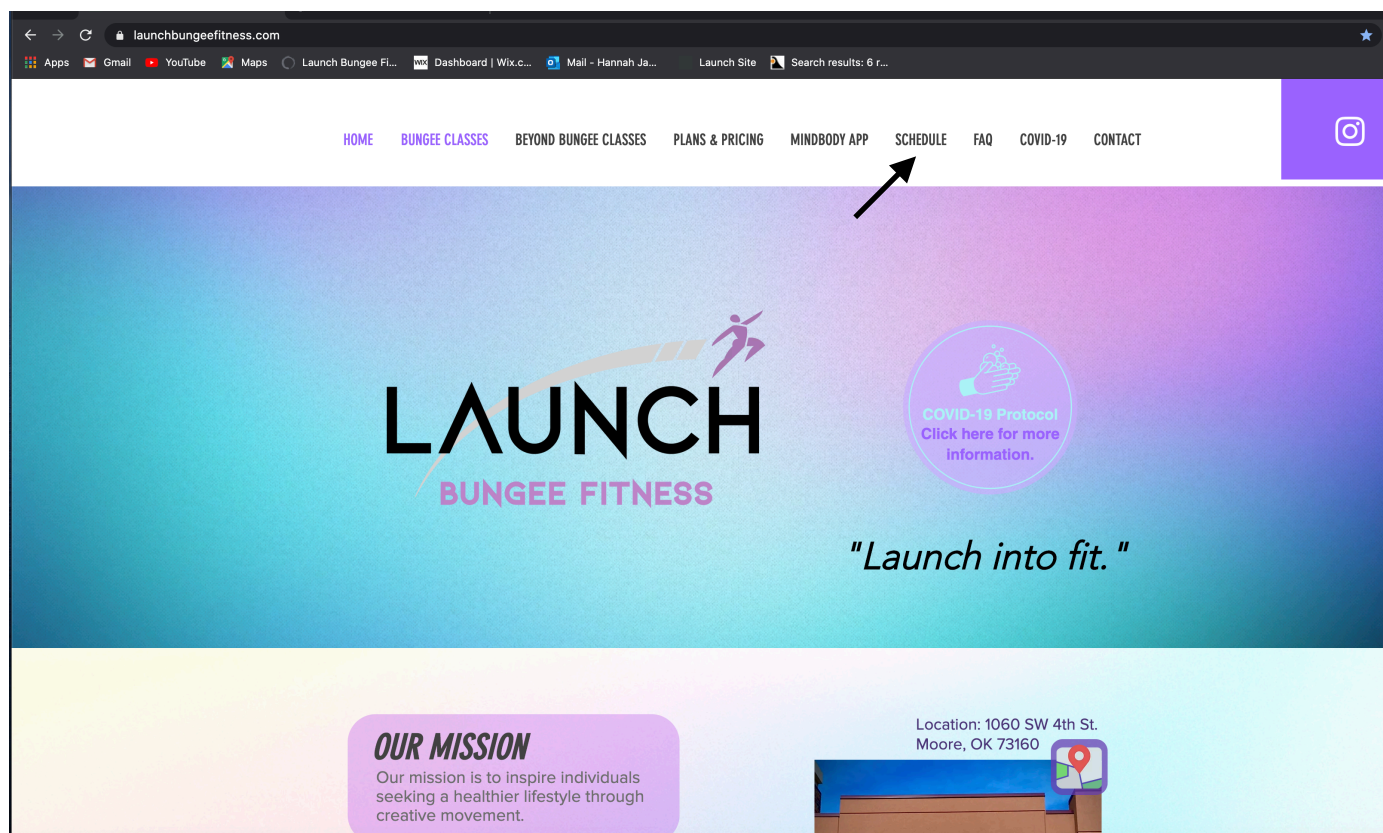
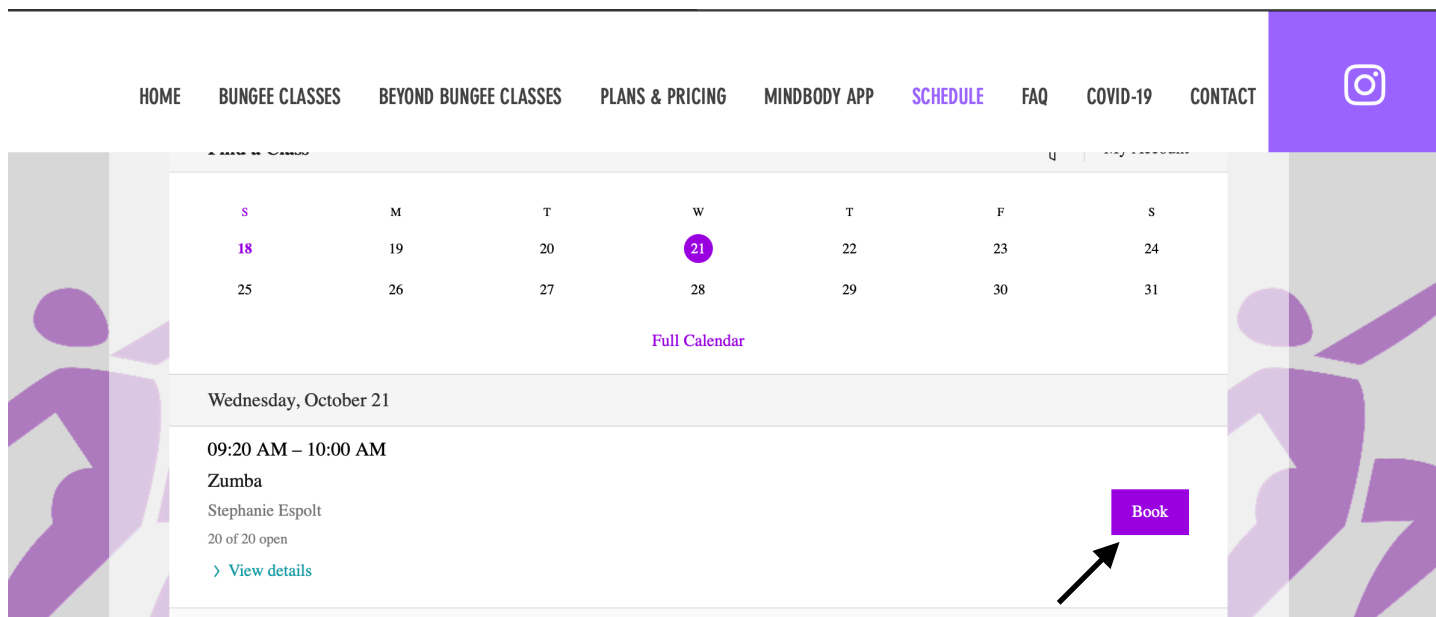


Step 1: In a new browser: Google Chrome, Edge, or Internet Explorer is recommended, type in [www.launchbungeefitness.com](http://www.launchbungeefitness.com).

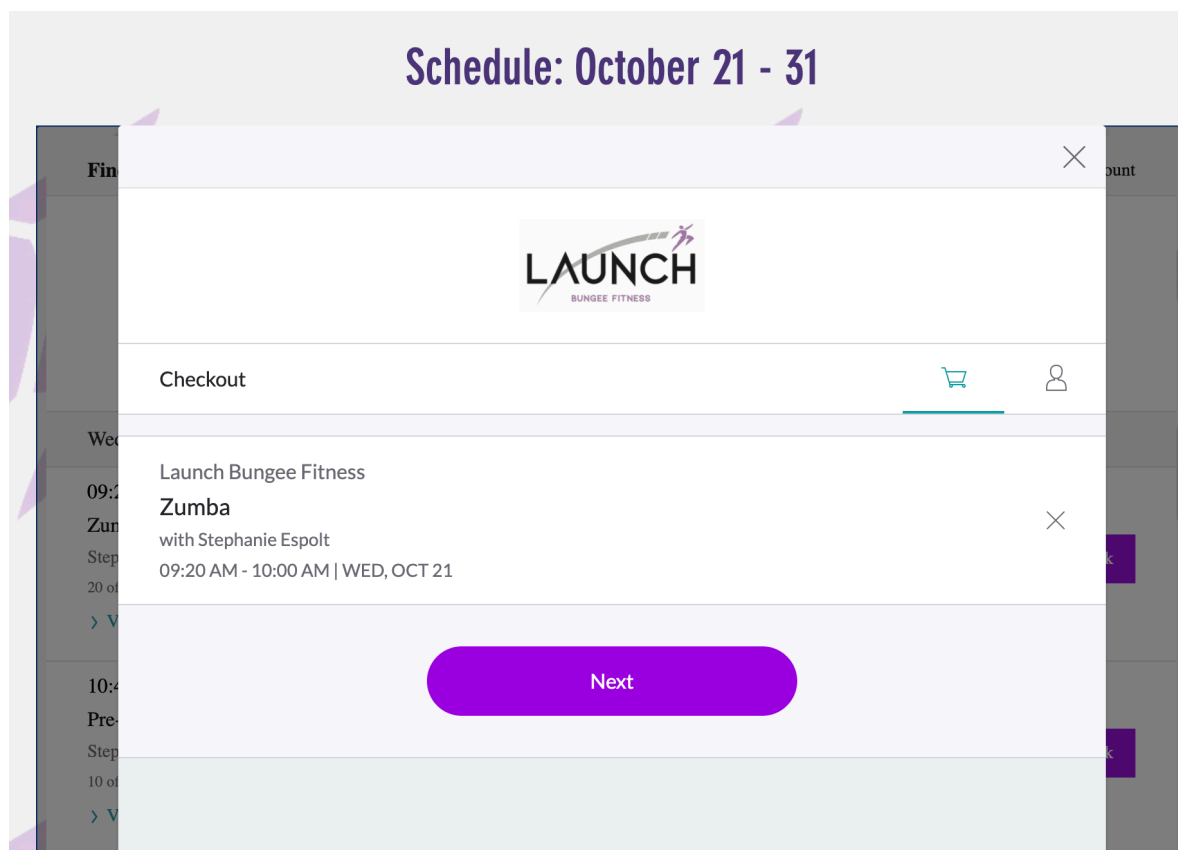
Step 2: Click on the **Schedule** Tab.



Step 3: Select an available date within the calendar to search for classes. You may need make sure you scroll down within the calendar window so you can view all the class options for that day. Once you find the class time you want, select the **Book** button on the right-hand side.



Step 4: A small window will pop up to confirm the class time and date you selected. click **Next**



Step 5: You will then be prompted to either Sign In, (if you have an existing MindBody account) or sign up for the first time. You **MUST** create an account to purchase passes and book due to limited capacity. *First time users will be prompted to sign the liability waiver.*

## Schedule: October 21 - 31

Fin

09:30  
Zun  
Step  
20 of  
> V

10:45  
Pre-  
Step  
10 of  
> V

05:45  
Pre-  
Step  
8 of

LAUNCH  
BUNGEE FITNESS

Sign In

Ready to go? Let's get started!

Email  
[REDACTED]@hotmail.com

Password  
●●●●●●●●

Sign In

[Need new password?](#)

or

Create Profile

Step 6: Once you sign in, you will be prompted with a few different selections. You can buy just the single pass option for the class you are booking, or you can select the bundle or membership option you want. If you select the bundle or membership, one of your passes should be used to book the class you selected at the very beginning. Once you select the bubble with your desired option, click **Next**.

### Schedule: October 21 - 31

Fin

LAUNCH

BUNGEE FITNESS

Checkout

PASSES

Beyond Bungee +5

\$25.00

☐

Beyond Bungee Pass

\$7.00

☒

Beyond Bungee+10

\$30.00

☐

3-Month Unlimited (Paid-In-Full)

\$299.00

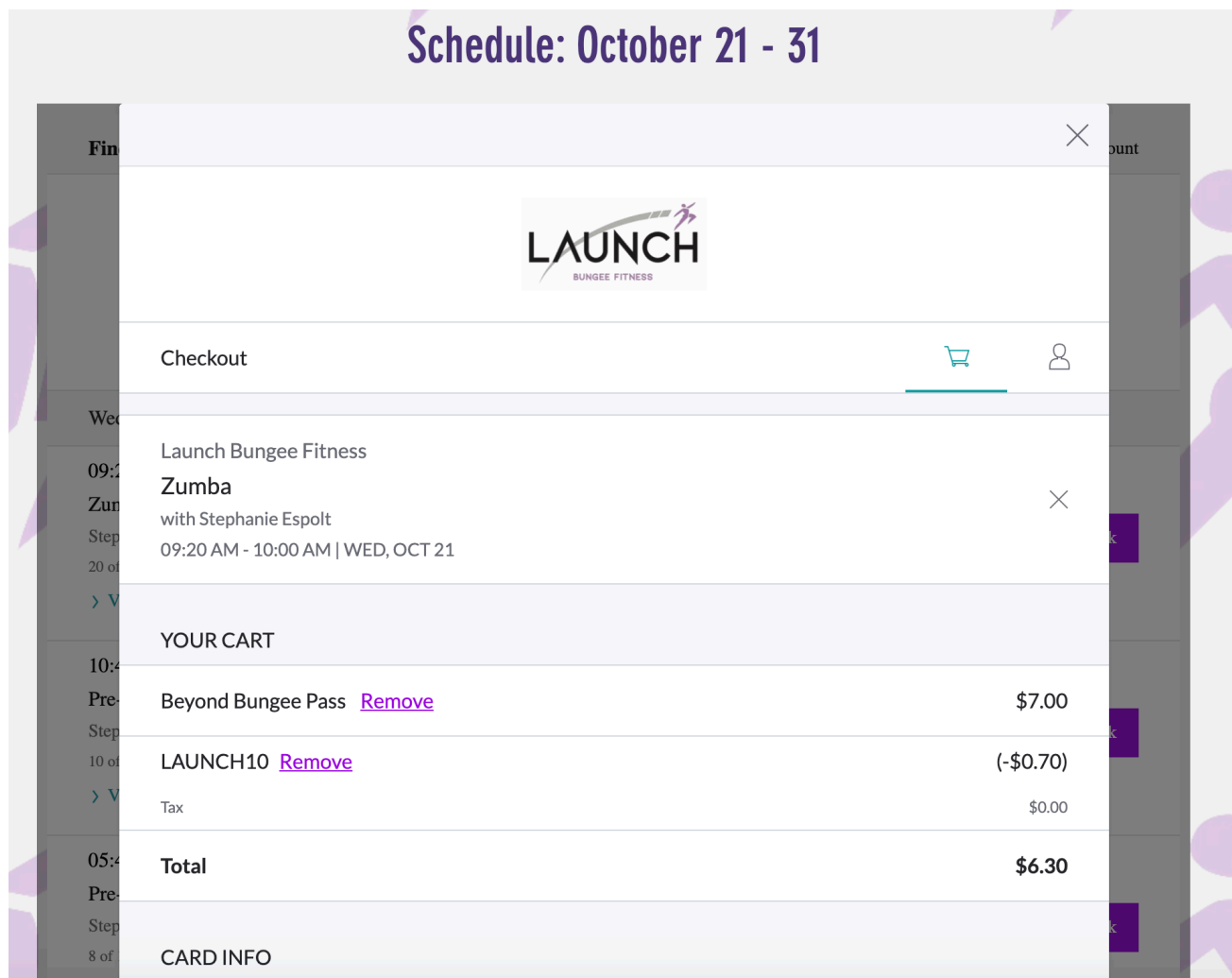
☐

Next

bunt



Step 7: You will be taken to the checkout page. Double check your class and pricing option. If you have an available promo code, type this in and click the **Add** button on the right-hand side. It will take a few seconds for it to register and apply the promo code.



Step 8: Input your card information exactly as it is written on your card. Confirm the card information and billing address is correct, then click, **Checkout**. If an error code appears, this may be due to misinformation on the address, zip code, or card name.

Name on card  
JANE DOE

Card number  
XXXXXXXXXXXX1234

Expiration  
October 2020

**BILLING ADDRESS**

Address  
[Redacted]

City  
Norman

Country  
United States

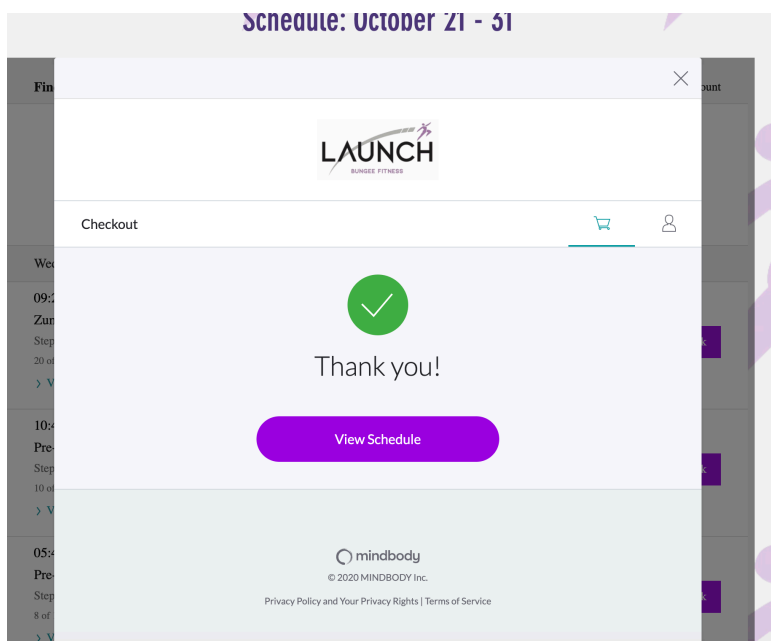
State  
Oklahoma

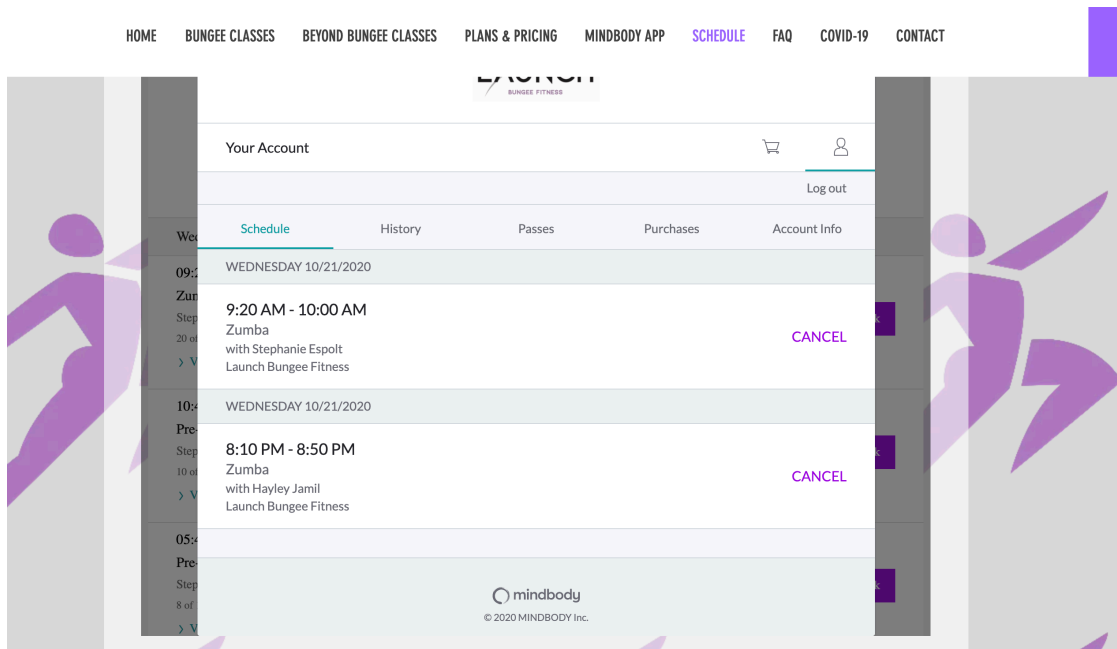
Postal code  
73072

You will be charged when you tap Check Out

**Check Out**

Step 9: Once successful you should see this message below with a green check mark. You can click **View Schedule** to see all the classes you booked. You should received an email confirming your reservation and an email confirming your payment.





**\*Please be mindful of our cancellation policy. If you do need to cancel a scheduled class, you must do so at least 8 hours in advance to receive your pass back\***